

IASI factsheet



Street Constantin Langa 71, Miroslava 707305 Iasi, Romania

GPS 47.147865, 27.521730



Constantin Macsim
+40 756 772 547
ConstantinMacsim@eurofins.com



2 Field Technicians



Field Network of 10 Farmers
200km trial radius

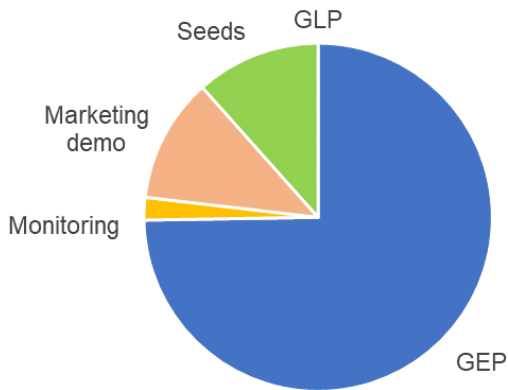


North Romania
South East EPPO Zone
North GLP Zone



GEP Studies

Core Services



Expert Services

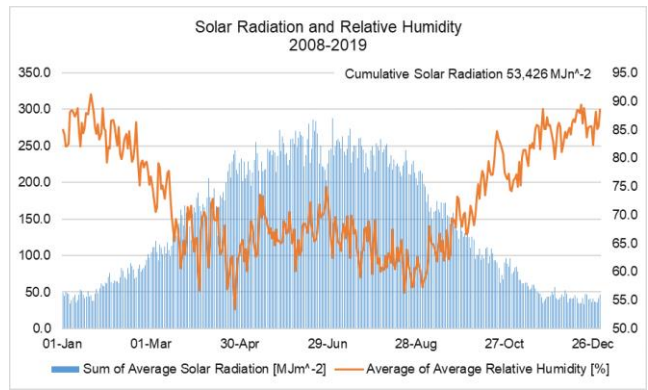
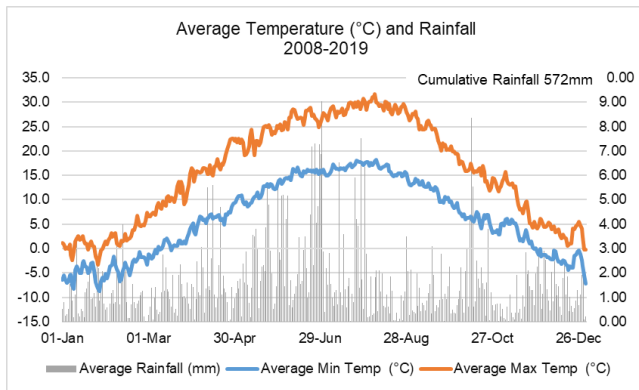


Specialist Equipment



Land Preparation Equipment

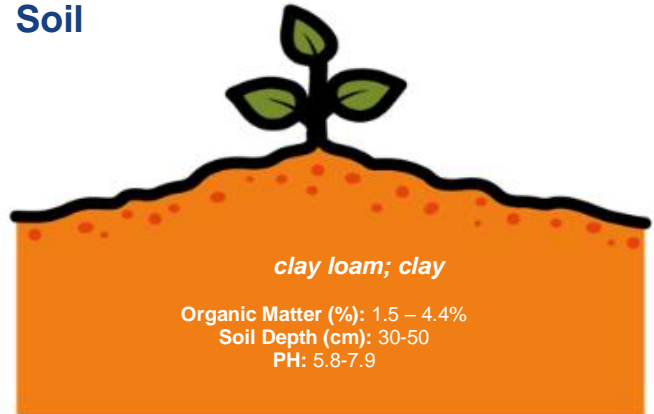
Climate



Farming practices



Soil



Typical soil values

MAIN CROPS	Seeds/pl/ha	Yield t/ha	Month																				
			J	F	M	A	M	J	J	A	S	O	N	D									
Winter wheat (TRZAW)	450-500	4-8																					
Winter barley (HORVW)	450-550	5-7																					
Rye (SECCE)	400-450	2-4																					
Winter oilseed rape (BRSNW)	50-60	3-4																					
Corn (ZEAMX) Silage	80-100000	40-50																					
Corn (ZEAMX) Grain	60-75000	6-10																					
Soybean (GLYMX)	350-550000	2-3																					
Sunflower (HELAN)	60-75000	2.5-4.5																					
Sugarbeet (BEAVA)	80-100000	50-80																					

Niche Crops Triticale, Spring oats, Pisum pea

