



## YORKSHIRE factsheet



Unit 1 Eden Business Park  
Edenhouse Drive  
Malton, Yorkshire  
YO17 6AE

**GPS** 52.821784, -1.3910294



Thomas King  
+44 7990 003 798  
thomasking@eurofins.com



**7** Field Technicians  
**1** Support role



Field Network of **+100** Farmers  
**150km** trial radius, including the **Scottish Borders**

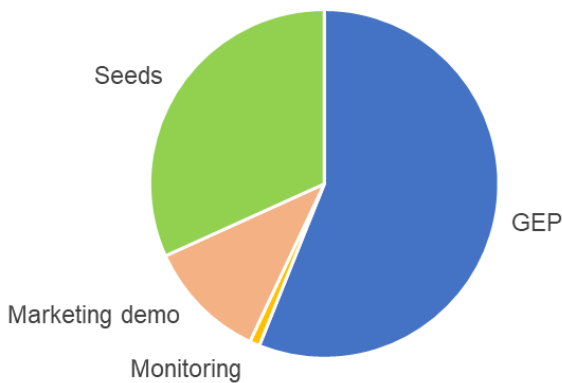


**North East, UK**  
**Maritime** EPPO Zone  
**North** GLP Zone



**GEP** ORETO Studies  
**GLP** Studies

### Core Services



### Expert Services



### Specialist Equipment



*Drill/Planter*



*Motorized Sprayer*



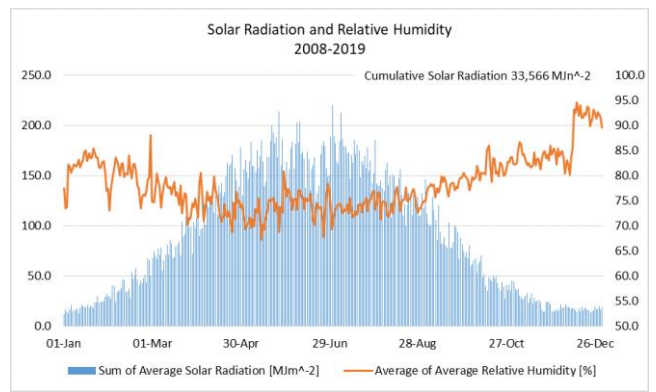
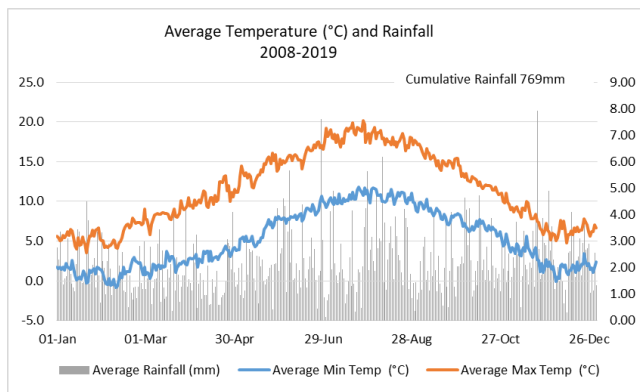
*Harvester*



*Vining Pea Static Harvester*



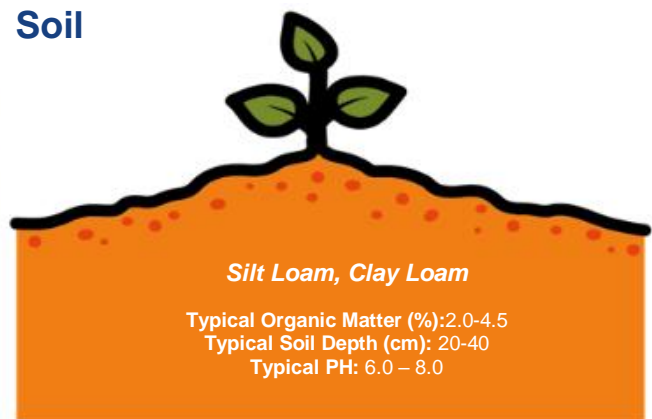
# Climate



# Farming practices



# Soil



Typical soil values

MAIN CROPS	Plant Icon	Harvest Icon	Month											
			J	F	M	A	M	J	J	A	S	O	N	D
Winter wheat (TRZAW)	300-400/m <sup>2</sup>	7-10t/ha	█							█	█			
Winter barley (HORVW)	200-250/m <sup>2</sup>	7-9t/ha								█	█			
Winter oilseed rape (BRSNW)	30-50/m <sup>2</sup>	3.5t/ha								█	█			
Potato (SOLTU)	2000kg/ha	40-70t/ha			█	█					█	█		
Sugar beet (BEAVP)	100,000/ha	80t/ha			█	█							█	█
Spring oats (AVEFA)	250-350/m <sup>2</sup>	5-7t/ha			█	█					█	█		
Maize (ZEAMX)	100,000-120,000/ha	45-60t/ha				█	█					█	█	

**Niche Crops** Winter oats, Rye, Triticale, Pisum pea

