



ZNIN factsheet



ul. Kasztanowa 21G,
88-400 Żnin, POLAND

GPS N 52.84500; E 17.76079



Władysław SLEZAK
+48 612927081
wladyslawslezak@eurofins.com



1 Field Technician



Field Network of **20+** Farmers
40km trial radius

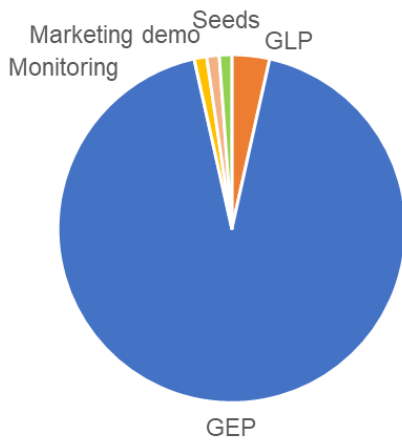


Central Poland
North East EPPO Zone
North GLP Zone

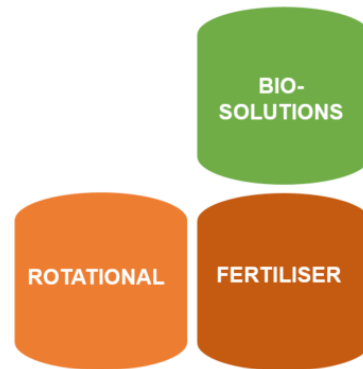


GEP Studies
GLP Studies

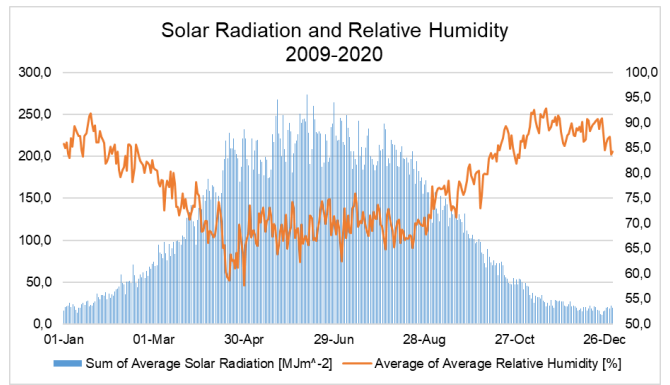
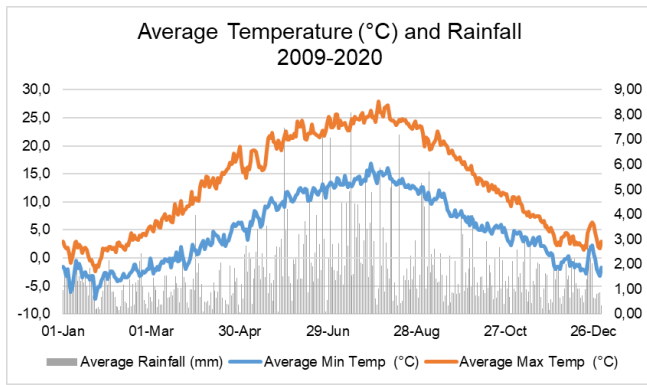
Core Services



Expert Services



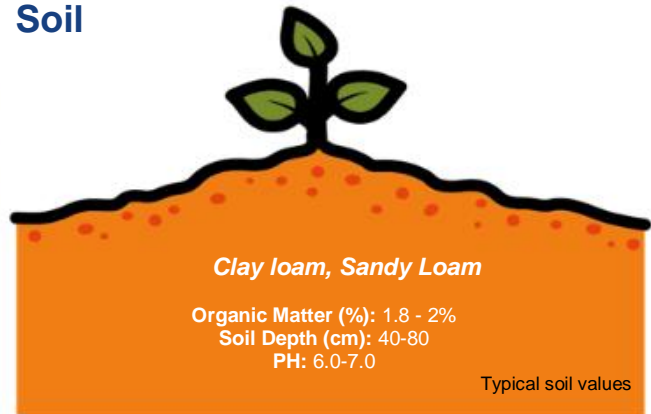
Climate



Farming practices



Soil



MAIN CROPS	Seed/ha	Yield T/ha	Month															
			J	F	M	A	M	J	J	A	S	O	N	D				
Wheat (TRZAW)	180/200 kg seed/ha	5-8 T/ha																
WOSR (BRSNW)	2/3 kg seed/ha	2,5-4 T/ha																
Maize (ZEAMX)	75-90 kseeds per ha	7-11 T/ha																
Winter barley (HORVW)	130/150 kg seed/ha	5-8 T/ha																
Sugar beets (BEAVX)	120 kseed per ha	60-80 T/ha																
Rye (SECCW)	130/160 kg seed/ha	4-6 T/ha																
Triticale (TTLWI)	180/200 kg seed/ha	5-8 T/ha																
Potatoes (SOLTU)	2500-3000 kg tubers per ha	25-45 T/ha																
Spring Barley (HORVS)	140/170 kg seed/ha	4-6 T/ha																

Niche Crops

Blueberry, strawberries, raspberries, asparagus, cory, soybean

