

WILSON factsheet



Slade Lane
Wilson, Melbourne
Derbyshire UK
DE73 8AG

GPS 52.821784, -1.3910294



Joseph Nicholson
+44 7584529033
josephnicholson@eurofins.com



8 Field Technicians
4 Biotech & microbiologists, **8** Study Managers,
16 Support roles



Field Network of **150** Farmers
90% of trials 50 km around **Derby** main station and
Hereford-Worcester satellite base

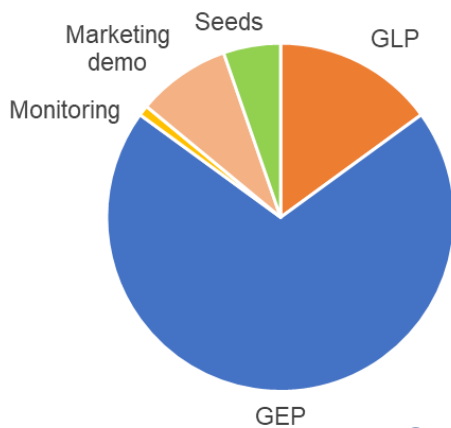


East Midlands & West Midlands, UK
Maritime EPPO Zone
North GLP Zone



GEP ORETO Studies
GLP Studies

Core Services



Expert Services



Specialist Equipment



Land Preparation Equipment



Misting/Irrigation System



Drill/Planter



Motorized Sprayer

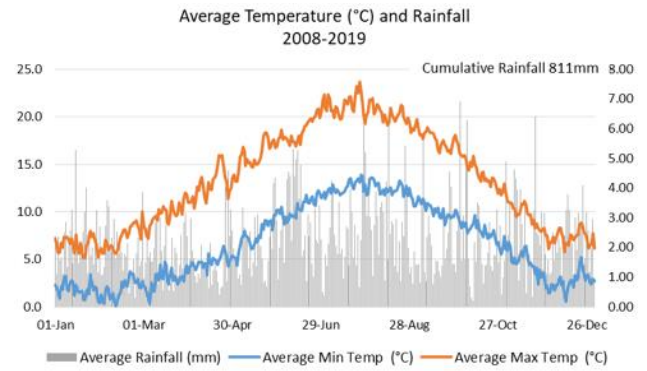
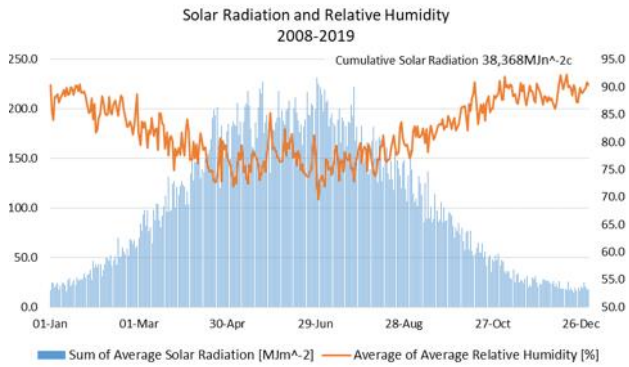


Pathology



Climate Chamber

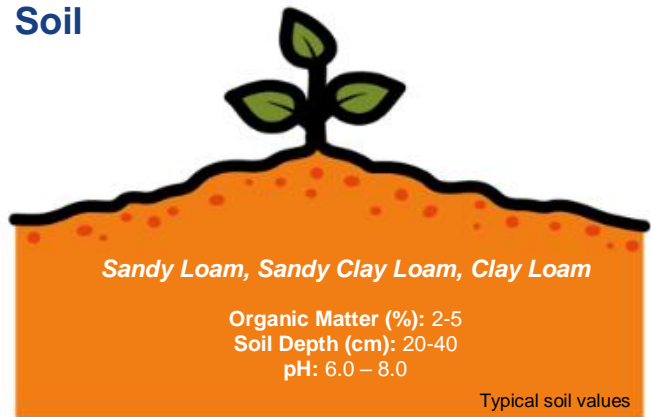
Climate



Farming practices



Soil



MAIN CROPS			J F M A M J J A S O N D											
			J	F	M	A	M	J	J	A	S	O	N	D
Winter wheat (TRZAW)	300-400/m ²	7-10t/ha	█									█	█	█
Winter barley (HORVW)	200-250/m ²	7-9t/ha										█	█	
Winter oilseed rape (BRSNW)	30-50/m ²	3.5t/ha										█	█	
Potato (SOLTU)	2000kg/ha	40-70t/ha			█	█						█	█	
Sugar beet (BEAVP)	100,000/ha	80t/ha			█								█	█
Spring oats (AVEFA)	250-350/m ²	5-7t/ha			█							█		
Maize (ZEAMX)	100,000-120,000/ha	45-60t/ha				█	█					█	█	
Carrot (DAUCS)	200/m ²	50t/ha				█						█	█	
Pea Pisum (PIBSS)	70/m ²	3-4t/ha				█						█		

Niche Crops Oats, Spring Wheat, Linseed, Strawberry, Lettuce, Carrot

